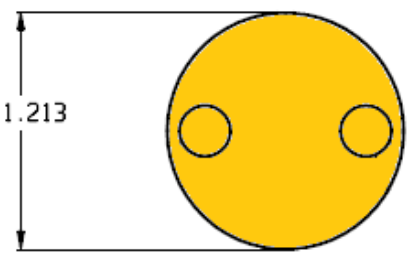





## 9210 Inserts

Style Model	Blank 3110-1	A 3110-2	B 3110-3	C 3110-4
				
Hole Sizes	No Probe Holes Shallow opening for removal tool	6 Holes 1/16", 1/8", 3/16", 1/4", 3/8", & 1/2"	6 Holes 2 at 3/16", 2 at 1/4", 2 at 3/8"	6 Holes 6 at 1/4"

