


TB 19 - Page 1 of 2

Irisys People Counters

Technical Bulletin



28th September 2016

Issue: **19**

Gazelle / Gazelle 2 Comparison

As I'm sure you're all aware the Gazelle 2 units are now available for order. There are a few differences, and for those not quite sure, the main ones are in the below cheat sheet:

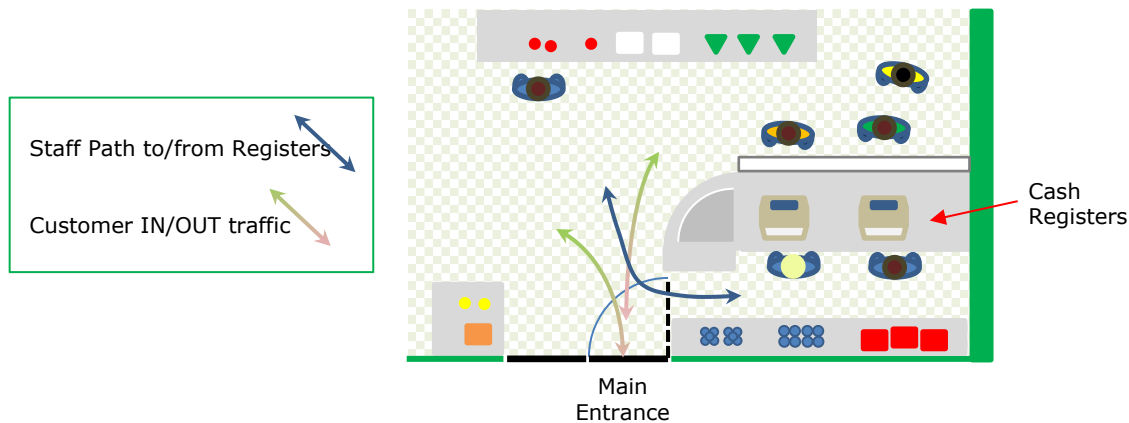
	Gazelle	Gazelle 2
Output Options	Relay / IP	Relay / IP
Lens Options	60°, 40°	90°, 60°, 40°
Resolution of IR Sensing Array	16 x 16	16 x 16 or 24 x 24
Setup Options	Serial, IP	Serial, IP, Bluetooth
Bluetooth MAC Address harvesting Option	No	Yes*
iBeacon Support Option	No	Yes
Remote sensor support via Bluetooth	No	Yes

* Bluetooth MAC address data can only be accessed via Estate Manager.



Installation Tips

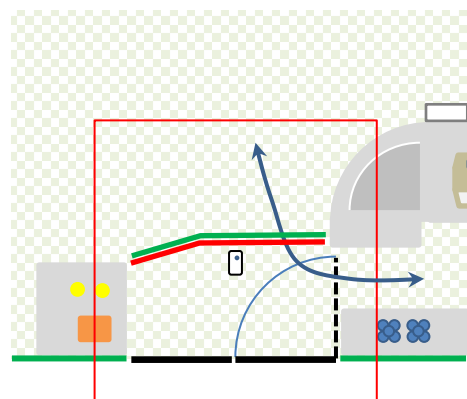
Recently I was asked how to count accurately in a store where the cash registers are right next to the door. Upon observing the store it was clear that the cash register location itself wasn't an issue but staff movement to and from the cash register location is generating additional counts. So, every time the store got busy and staff went to man the checkouts, there were additional OUT counts, and when it got quiet and staff left to do something else, there would be additional IN counts.



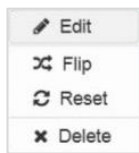
Originally the count lines were placed as you would expect – away from the swing of the door, (almost) intersecting the middle point of the field of view, and fully covering the entrance opening between the cash register/display area on one side and another product display on the other.

But, with this line configuration, you can quickly understand why movement of staff to and from the cash registers would generate additional IN or OUT counts.

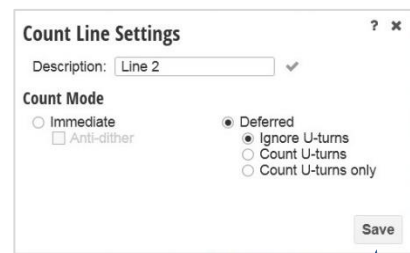
In order to prevent counting of this particular staff movement, we can make clever use of one of the built in count modes, in conjunction with a slight change in the lines positions...



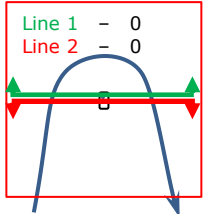
TB 19 - Page 2 of 2



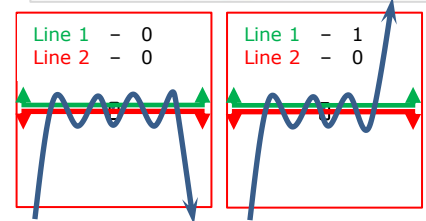
To access the different count modes, just go into the PCST setup software, right click on either of the lines and then choose the 'Edit option'. You will then see that you can change the count mode and also rename the line register if you want to.



The 'Ignore U-Turns' count mode is the one we want and, as it's the default mode, it will already be selected in the majority of cases.



With the 'Ignore U-Turns' count mode enabled, anyone who crosses a count line twice – once in the correct counting direction, and once in the opposite direction (or vice versa) – will not be counted at all. A person can repeatedly go backwards and forwards across a line and they will only generate a single count increment if the

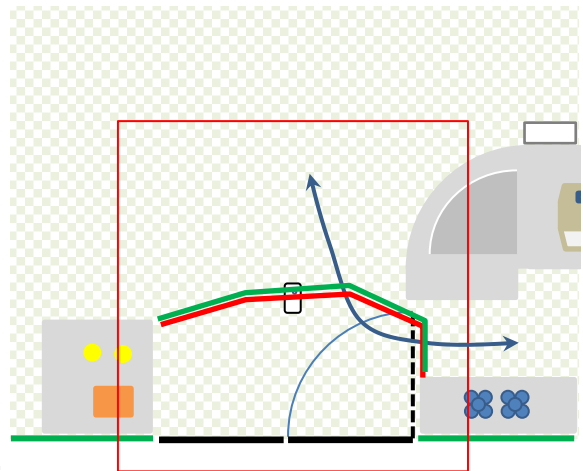


number of crosses in the counting direction exceeds the number of crossings in the other direction.

With Ignore U-Turns enabled, we can now angle the lines around the door and across the narrow walkway to the cash register area. This will mean that staff will now re-cross the line, and so it will be ignored.

This may seem a bit strange fixing an over count issue by, effectively, forcing everyone to cross a count line even more than they already are, but the logic is sound; every time the staff member goes to the cash register area they cross the OUT line in the correct direction, then again in the opposite direction, which is a U-Turn and so is ignored.

Similarly when coming away from the registers they cross the IN line in the wrong direction, then again in the right direction, which is also a U-Turn and is also ignored.



Moving the counter slightly further into the store so as to 'see' around the door also helps here.

More Software Updates

As is the way here at Irisys we are constantly striving to make our products better and this is especially true with our software. Both Validation Tool and Estate Manager have had the update treatment this month, and both are available from <http://partnerportal.irisys.co.uk/> as usual.

Validation Tool

The biggest change in this version of Validation Tool is that the software no longer requires a license key. A while back we made the software free to use but you still needed to order a license through the sales ordering process, but no longer! Version 4.2.10909.2 removes the licensing completely.

From the previous update - as reported in the last Technical Bulletin - Validation Tool also includes:

- 90 degree lens support
- A big recording download speed increase

Estate Manager

Also, Estate Manager version 1.4.3.1 has just been released. This is mostly a bug fix release, and is recommended for all users, especially if you've seen any service crashes.

It's also worth mentioning the following features introduced in recent versions:

- 90 Degree lens support
- Bluetooth MAC address harvesting through compatible Gazelle 2 units
- Built in Task Launcher for remote firmware updates and other tasks
- New FW summary page

Unsubscribe Information:

You have been sent this technical bulletin because you have previously signed up to receive it via the www.irisys.net website. If you do not wish to receive the technical bulletin in future then please send an email to counting.support@irisys.co.uk and we will remove you from the email list.